

THJU

Multiple-Truss Hip/Jack Hanger

The THJU hip/jack hanger offers the most flexibility and ease of installation without sacrificing performance. The U-shaped hanger works for right- and left-hand hips and can be ordered to fit a range of hip skews (up to 67½°) as well as various single and 2-ply hip/jack combinations. Also can be installed before or after the hip and jack.

THJU26 is sized for the standard hip/jack combination with a 45° left- or right-hand hip. The wide seat of THJU26-W accommodates a 2-ply hip and 2-ply jack combination with a 45° maximum hip skew, or a standard single-ply hip/jack configuration with a maximum 67½° hip skew. Intermediate seat widths are available for other hip/jack or hip/hip combinations.

Material: 12 gauge

Finish: Galvanized

Installation:

- Use all specified fasteners; see General Notes

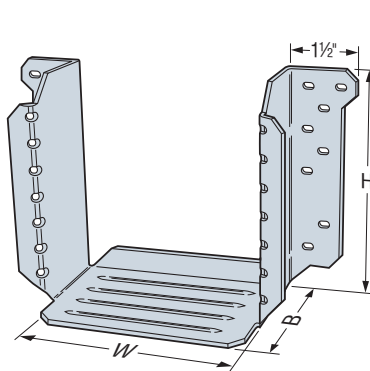
Options:

- THJU is available in intermediate seat widths between 5½" (THJU26 width) and 8½" (THJU26-W width) with no load reduction.
- For double-hip installation, divide the total allowable load by 2 to determine the allowable load for each hip. Order as THJU26X and specify width; see table for reference.
- Allowable download and uplift for all intermediate widths is 100% of the THJU26-W table loads.

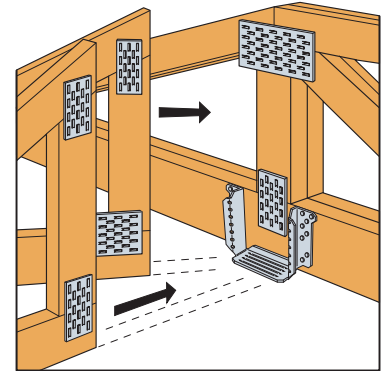
Codes: See p. 13 for Code Reference Key Chart

Web Applications:

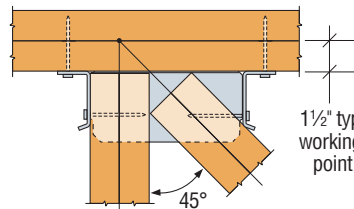
Visit app.strongtie.com/hs to access our Hanger Selector web application.



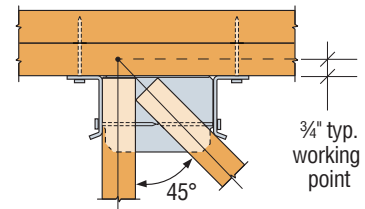
THJU26



Typical THJU26 Installation



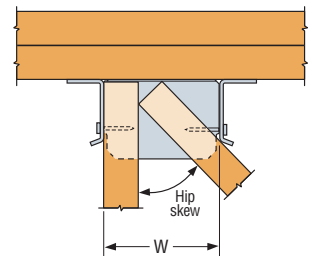
THJU26-W Top View
Two-Ply Hip / Two-Ply Jack Installation



THJU26 Top View
Right-Hand Hip Installation

THJU Intermediate Width Options

Carried Member Combination	Hip Skew	Model No.
2-ply hip and single-ply jack	45°	THJU26X W=6%
Single-ply hip and 2-ply jack	45°	THJU26X W=6¾
Double (terminal) hip	45°	THJU26X W=7%
2-ply hip and 2-ply jack	45°	THJU26-W
Single-ply hip and single-ply jack	44°–46°	THJU26
	47°–49°	THJU26X W=5½
	50°–52°	THJU26X W=5¾
	53°–55°	THJU26X W=6
	56°–57°	THJU26X W=6¾
	58°–59°	THJU26X W=6¾
	60°–61°	THJU26X W=7
	62°–63°	THJU26X W=7¾
	64°–65°	THJU26-W



THJU26X
Top View Installation

Model No.	Min. Carried Member	Dimensions (in.)			Fasteners (in.)			DF/SP Allowable Loads					SPF/HF Allowable Loads					Code Ref.
		W	H	B	Carrying Member	Hip	Jack	Uplift (160)	Floor (100)	Snow (115)	Roof (125)	Wind (160)	Uplift (160)	Floor (100)	Snow (115)	Roof (125)	Wind (160)	
THJU26	2x4	5½	5¾	3½	(16) 0.148 x 3	(4) 0.148 x 3	(4) 0.148 x 3	780	1,915	1,915	1,915	1,915	670	1,645	1,645	1,645	1,645	IBC®, FL
	2x6 or end. vert. ³				(16) 0.148 x 3	(7) 0.148 x 3	(7) 0.148 x 3	1,310	2,255	2,350	2,350	2,350	1,125	1,935	2,020	2,020	2,020	
THJU26-W	2x4	8½	5¾	3½	(16) 0.148 x 3	(4) 0.148 x 3	(4) 0.148 x 3	685	1,825	1,825	1,825	1,825	590	1,570	1,570	1,570	1,570	
	2x6 or end. vert. ³				(16) 0.148 x 3	(7) 0.148 x 3	(7) 0.148 x 3	1,240	1,965	1,965	1,965	1,965	1,065	1,690	1,690	1,690	1,690	

- Tabulated loads are the total allowable loads of the hip and jack members combined; 65%–85% of the total load shall be distributed to the hip member, and the remaining percentage of the total load shall be distributed to the jack. The combined hip and jack load may not exceed the published total load.
- Uplift loads have been increased for earthquake or wind loading with no further increase allowed. Reduce where other loads govern.
- The jack requires either a minimum 2x6 bottom chord or a minimum 2x4 end vertical; the hip requires either a minimum 2x6 bottom chord or a minimum 2x6 end vertical for hip skews up to 60°. For hip skews greater than 60° (THJU26-W only), a minimum 2x6 bottom chord or minimum 2x8 end vertical is required.
- With single 2x carrying members, use 0.148" x 1½" nails and use 100% of the table value.
- For single 2x jacks, 0.148" x 1½" nails may be substituted for the specified 0.148" x 3" with no reduction in load.
- Truss chord cross-grain tension may limit allowable loads in accordance with ANSI/TPI 1-2014. Simpson Strong-Tie [Hanger Selector web application](http://app.strongtie.com/hs) includes the evaluation of cross-grain tension in its hanger allowable loads. For additional information, contact Simpson Strong-Tie.
- Fasteners:** Nail dimensions are listed diameter by length. See pp. 23–24 for fastener information.